

### High Intensity Heaters

MODEL:	HIGHLIGHTS:	PERFECT FOR:
<b>IL Series</b>	Mounts up to 70 feet high. Full operating temperature reached within 2 minutes. Ideal choice for supplying total building heat, spot heating, and work level heating.	WAREHOUSES            MANUFACTURING            DISTRIBUTION CENTERS            AIR HANGARS



**IL Series**

### Tube Heaters

MODEL:	HIGHLIGHTS:	PERFECT FOR:
<b>IQ Series</b>	High efficiency tube heater. Includes pre-installed igniter, status indicator lights, and combustion air collar.	WAREHOUSES            MANUFACTURING            DISTRIBUTION CENTERS            FIRE STATIONS
<b>ITB Series</b>	Economical tube heater. Also available in 2-stage model to lower energy consumption and increase equipment life by reducing on-off cycles by up to 35%.	WAREHOUSES            MANUFACTURING            DISTRIBUTION CENTERS            FIRE STATIONS
<b>IW/IWP Series</b>	Harsh environment tube heater with moisture resistant burner enclosure. Frost-free protection to allow flawless operation during winter time.	CAR WASHES



**IQ Series**



**ITB Series**



**IW/IWP Series**

### Patio Heaters

MODEL:	HIGHLIGHTS:	PERFECT FOR:
<b>IO-200 Series</b>	Overhead high output outdoor patio heater. Low clearance to combustibles. Made with 316 marine grade stainless steel to prevent rusting. Also available in 2-stage model for high and low heat settings.	RESTAURANTS            HOTELS            NIGHTCLUBS
<b>IO-100 Series</b>	Overhead outdoor patio heater. Made with 316 marine grade stainless steel to prevent rusting. Also available in 2-stage model for high and low heat settings. Available in black or stainless steel finish.	RESTAURANTS            HOTELS            NIGHTCLUBS
<b>IWP Series</b>	Overhead outdoor patio tube heater. Low clearance to combustibles to mount closer to structures. Optional tuxedo grill available.	RESTAURANTS            HOTELS            NIGHTCLUBS
<b>EL/ELD Series</b>	The all new EL/ELD Series offers models that range from 500 to 6000 Watts with various colors and voltages and a flush mounting option. Also available in 2-stage models.	RESTAURANTS            HOTELS            NIGHTCLUBS




**IO-200 Series**



**IO-100 Series**



**IWP Series**



**EL/ELD Series**

### Residential Heaters

MODEL:	HIGHLIGHTS:	PERFECT FOR:
<b>P40-R Series</b>	Pre-Assembled U-Tube Heater with optional tuxedo grill. Low clearances to mount closer to structures.	RESIDENTIAL GARAGES




**P40-R Series**

### Air Curtains

MODEL:	HIGHLIGHTS:	PERFECT FOR:
<b>500, 2000 and 2500 Series</b>	The All-New Infrasave 500, 2000 and 2500 series easily mounts on any door up to 11.5 feet high in order to create an air seal to keep conditioned air in the building and keep dust, dirt, and insects out. These air curtains are available in a recessed option and a heated option to increase comfort. Multiple units can be stacked together for larger door widths.	RETAIL            AUTOMOTIVE            TAKE OUT            FOOD PROCESSING WAREHOUSES            MANUFACTURING            RESTAURANTS            HOTELS

**NEW**



**Air Curtains**

### High Intensity Heaters

#### IL Series

MODEL	INPUT BTU/HR*	WEIGHT LBS.
IL 25	21,500	22
IL37	35,000	26
IL 50	50,000	31
IL 75	65,000	38
IL 100	100,000	45
IL 150**	143,000	65
IL 200**	200,000	75

\*\*Double Burner Models

### Patio Heaters

#### IO-200 Series

MODEL	INPUT BTU/HR*	WEIGHT LBS.
IO-212-N/L	23,000	32
IO-213-N/L	35,000	44
IO-252-N	50,000/35,000	49

#### IO-100 Series

MODEL	INPUT BTU/HR*	WEIGHT LBS.
IO-135-N/L	35,000	39
IO-150-N/L	50,000	44
IO-152-N/L	50,000/36,500	44

#### IWP Series

MODEL	INPUT BTU/HR*	HEATER LENGTH						
		10'	20'	30'	40'	50'	60'	70'
IW/IWP 200	200,000					■	■	■
IW/IWP 175	175,000					■	■	■
IW/IWP 155	150,000				■	■	■	
IW/IWP 130	130,000			■	■	■		
IW/IWP 110	110,000			■	■	■		
IW/IWP 80	80,000		■	■	■			
IW/IWP 60	60,000		■	■				
IW/IWP 45	45,000		■					
P40U-IP/P40U-IW	40,000	■						

#### EL/ELD Series

MODEL	POWER [WATTS]	VOLTS	LENGTH	WEIGHT LBS.
ES-519	500	120	19.5"	10
ES-719	750	120	19.5"	10
ES-1033	1000	120	33"	12
ES-1533	1500	120, 240	33"	12
ES-2039	2000	240	39"	13
ES-2539	2500	240	39"	13
ESD-3033	3000	240	33"	13
ES-3061	3000	240	61.25"	20
ESD-4039	4000	240	39"	14
ES-4061	4000	240	61.25"	20
ESD-5039	5000	240	39"	14
ESD-6061	6000	240	61.25"	21

### Tube Heaters

#### IQ Series

MODEL	INPUT BTU/HR*	HEATER LENGTH						
		10'	20'	30'	40'	50'	60'	70'
IQ 200	200,000					■	■	■
IQ 175	175,000					■	■	■
IQ 155	150,000				■	■	■	
IQ 130	130,000			■	■	■		
IQ 110	110,000				■	■	■	
IQ 100	100,000		■					
IQ 80	80,000		■	■	■			
IQ 60	60,000		■	■				
IQ 45	45,000		■					
P40U-I	40,000	■						

#### ITB Series

MODEL	INPUT BTU/HR*	HEATER LENGTH						
		10'	20'	30'	40'	50'	60'	70'
ITB 200 (U)	200,000					■	■	■
ITB 175 (U)	175,000					■	■	■
ITB 155 (U)	155,000				■	■	■	
ITB 130 (U)	130,000			■	■	■		
ITB 110 (U)	110,000			■	■	■		
ITB 100	100,000		■					
ITB 80 (U)	80,000		■	■	■			
ITB 60 (U)	60,000		■	■				
ITB 45 (U)	45,000		■					
P40U-I	40,000	■						

#### IW/IWP Series

MODEL	INPUT BTU/HR*	HEATER LENGTH						
		10'	20'	30'	40'	50'	60'	70'
IW/IWP 200	200,000					■	■	■
IW/IWP 175	175,000					■	■	■
IW/IWP 155	150,000				■	■	■	
IW/IWP 130	130,000			■	■	■		
IW/IWP 110	110,000			■	■	■		
IW/IWP 80	80,000		■	■	■			
IW/IWP 60	60,000		■	■				
IW/IWP 45	45,000		■					
P40U-IP/P40U-IW	40,000	■						

### Residential Heaters

#### P40-R Series

MODEL	INPUT BTU/HR*	HEATER LENGTH	WEIGHT LBS.
P40-R	40,000	10'	100

### Air Curtains

NEW

#### 500, 2000, & 2500 Series

For product overview, refer to installation manual or product brochures.



IL Series



IQ Series



ITB Series



IW/IWP Series



IO-200 Series



IO-100 Series




IWP Series



EL/ELD Series



P40-R Series



Air Curtains

\*U.S.A.: Sea level to 2,000' / Canada: Sea level to 4,500'